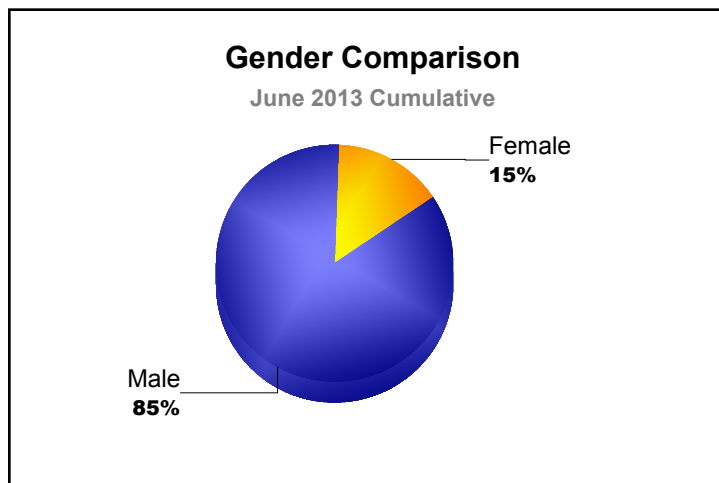
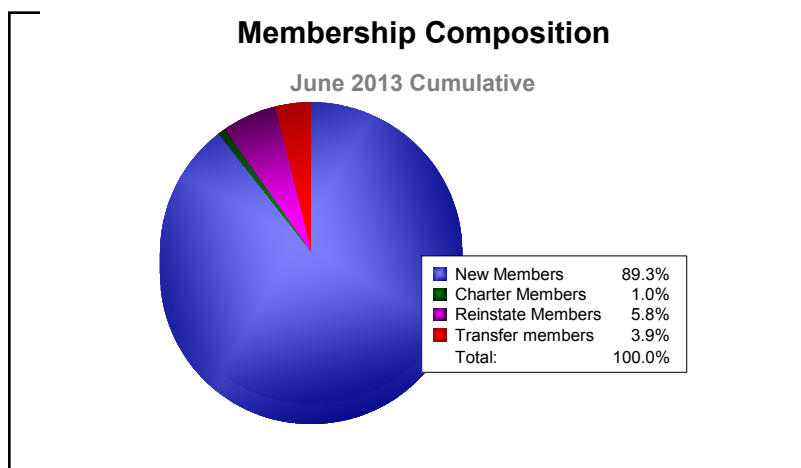
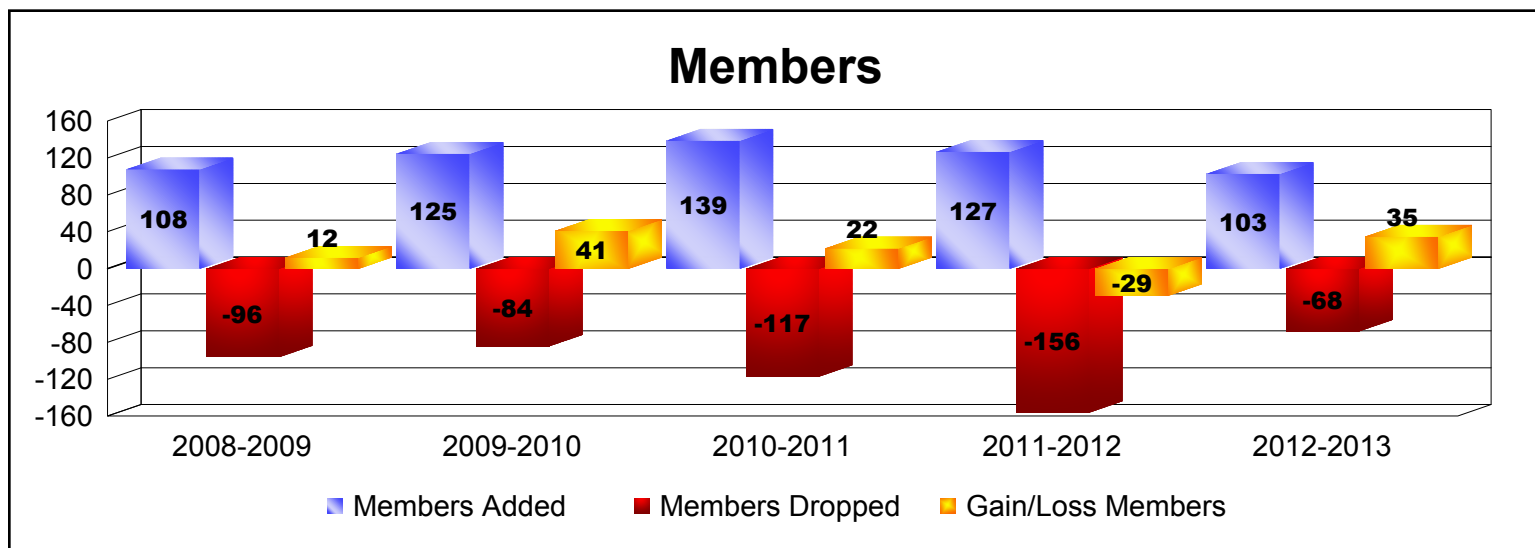
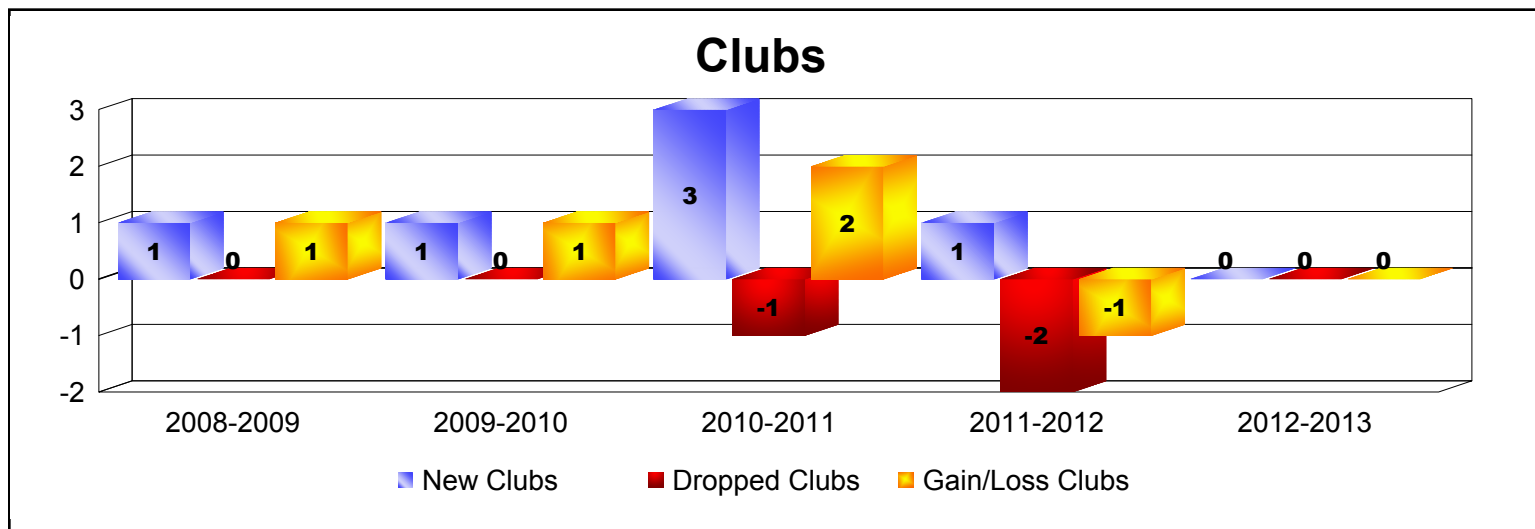
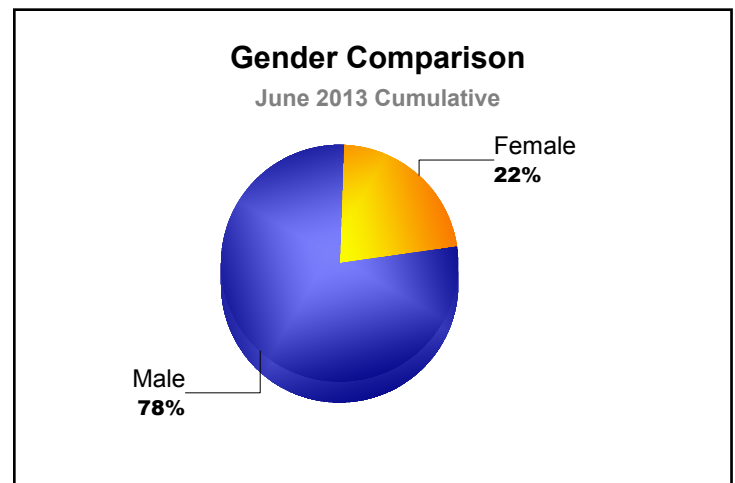
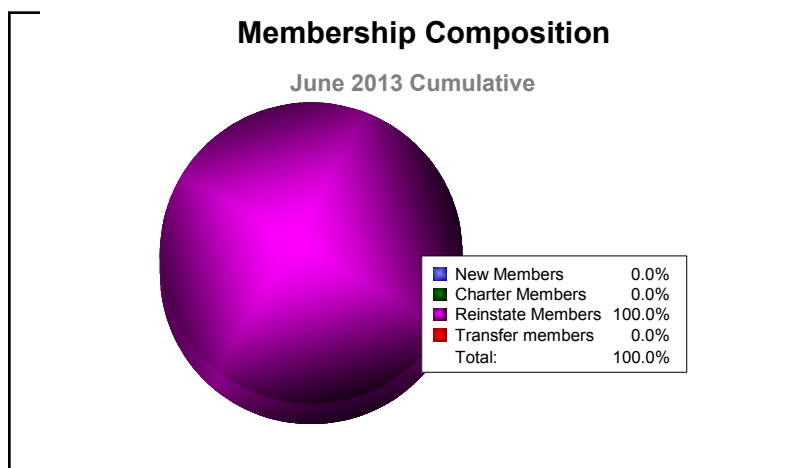
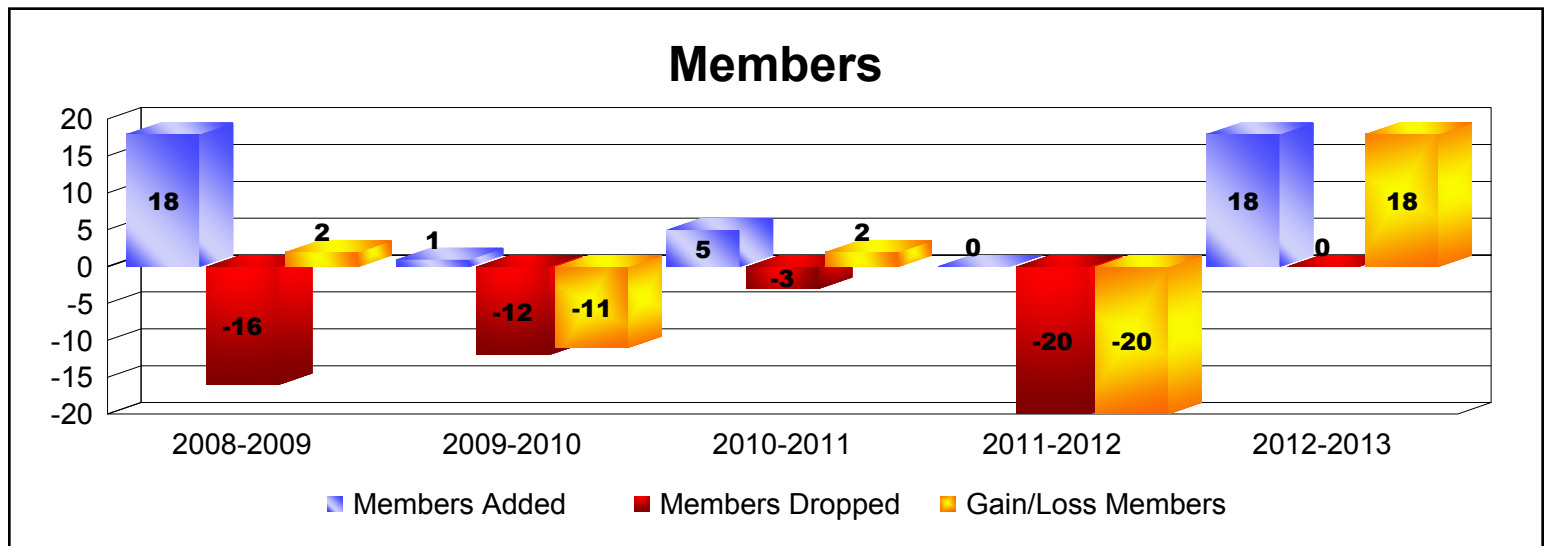
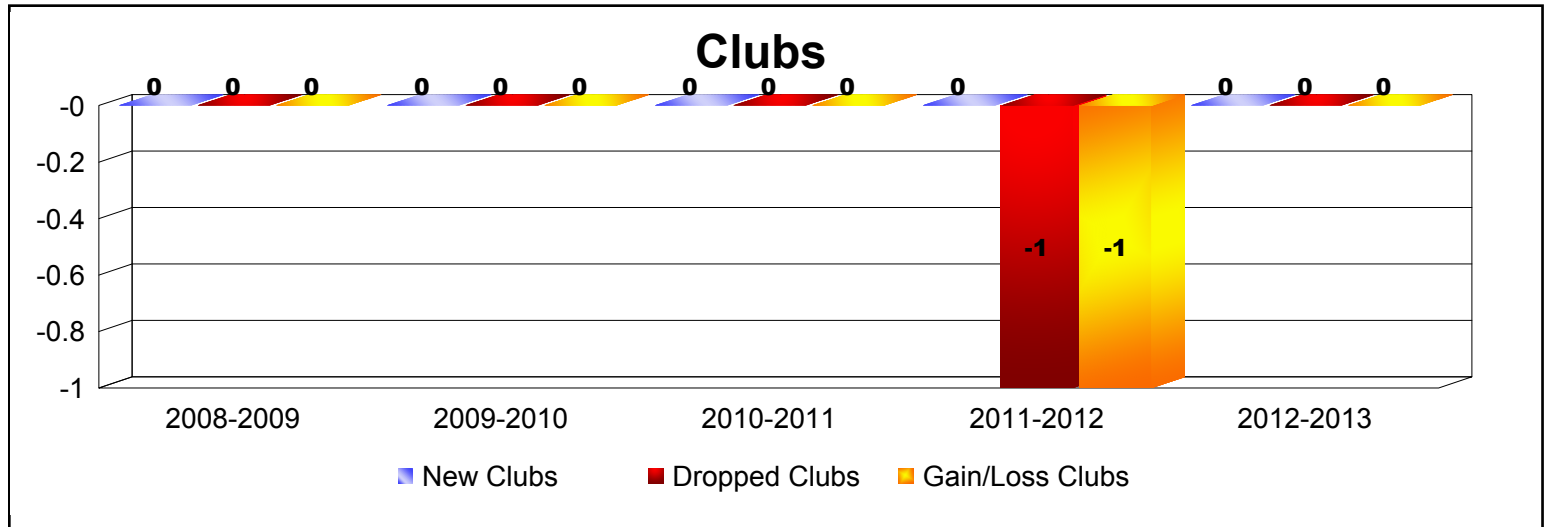


Year	New Clubs	Dropped Clubs	Gain/Loss Clubs	New Members	Charter Members	Reinstate Members	Transfer Members	Total Member Added	Total Members Dropped	Gain/Loss Members
2008-2009	1	0	1	75	20	13	0	108	-96	12
2009-2010	1	0	1	98	20	4	3	125	-84	41
2010-2011	3	-1	2	61	75	1	2	139	-117	22
2011-2012	1	-2	-1	99	21	5	2	127	-156	-29
2012-2013	0	0	0	92	1	6	4	103	-68	35
Average	1	-1	1	85	27	6	2	120	-104	16



Year	New Clubs	Dropped Clubs	Gain/Loss Clubs	New Members	Charter Members	Reinstate Members	Transfer Members	Total Member Added	Total Members Dropped	Gain/Loss Members
2008-2009	0	0	0	18	0	0	0	18	-16	2
2009-2010	0	0	0	1	0	0	0	1	-12	-11
2010-2011	0	0	0	5	0	0	0	5	-3	2
2011-2012	0	-1	-1	0	0	0	0	0	-20	-20
2012-2013	0	0	0	0	0	18	0	18	0	18
Average	0	0	0	5	0	4	0	8	-10	-2



Year	New Clubs	Dropped Clubs	Gain/Loss Clubs	New Members	Charter Members	Reinstate Members	Transfer Members	Total Member Added	Total Members Dropped	Gain/Loss Members
2008-2009	0	0	0	4	0	0	0	4	0	4
2009-2010	0	0	0	1	0	0	0	1	-1	0
2010-2011	0	-1	-1	0	0	0	0	0	-25	-25
2011-2012	0	0	0	7	0	3	0	10	-10	0
2012-2013	0	0	0	4	0	0	0	4	-2	2
Average	0	0	0	3	0	1	0	4	-8	-4

